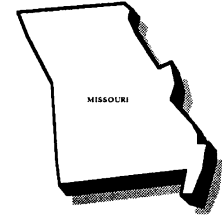
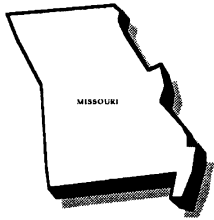


STATE CORRECTIONS PROFILE



SELECTED CHARACTERISTICS OF ADULT INMATES (as of July 1, 2008)

PROFILE QUESTION

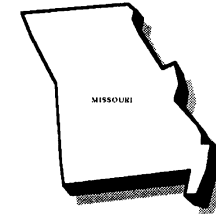
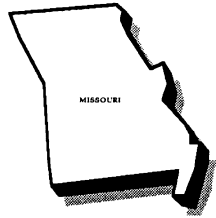
STATE RESPONSE:

Average Age At Commitment:	33.7 years
Total Number of Inmates 50 Years or Older:	829 inmates
Average Sentence for New Commitments: (excluding life sentences)	5.47 years
Average Time Served By Those Released: (excluding life sentences)	2.08 years
The Three (3) Most Frequently Committed Crimes For Which Inmates are Currently Serving Time:	A. Robbery 1st Degree B. Distribution/Deliver Controlled Substance C. Burglary 2nd Degree
Race and Sex Distribution:	
Percentage White	57.51%
Percentage Black	40.19%
Percentage Hispanic	1.74%
Percentage Other	0.56%
Percentage Male	91.86%
Percentage Female	8.14%
Number of Inmates Serving Life	1,678 inmates
Number of Inmates Serving Life (Without Parole)	955 inmates
New Commitments to Life Sentences:	57 inmates
Percentage of inmates that are considered to have mental and/or emotional health conditions:	15.77%

MISSOURI

STATE CORRECTIONS PROFILE

SELECTED CHARACTERISTICS OF ADULT INMATES (as of July 1, 2008)



PROFILE QUESTION

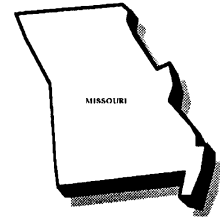
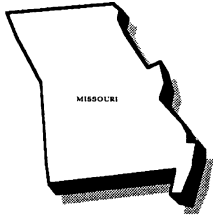
STATE RESPONSE:

Inmates Serving Death Sentences:	46 inmates
Inmates Executed in FY 2008:	0 inmates
Inmates Serving Twenty (20) Years or More:	6,879 inmates
Inmates That Have Already Served Twenty (20) Years of Their Current Sentence:	583 inmates
Inmates Admitted Who Were Parole Violators:	7,447 inmates
Number of technical parole violators:	4,833 inmates
Number of new crime parole violators:	2,614 inmates
Inmates Released from Custody in FY 2008 for the following:	
Expiration of Sentence	1,946 inmates
Parole	12,859 inmates
Goodtime	N/A inmates
Probation	4,558 inmates
Death	84 inmates
<u>Other</u>	<u>67 inmates</u>
Total	19,514 inmates
Method In Which "Goodtime" is Calculated:	N/A
Is Medical-Early or Compassionate Release Allowed:	YES
Number of inmates released in FY 2008 based on the above:	12 inmates
Inmates Between the ages of 17 and 20:	932 inmates
Recidivism rate for total population base 3 years after release:	54.10%

MISSOURI

STATE CORRECTIONS PROFILE

SELECTED CHARACTERISTICS OF ADULT INMATES (as of July 1, 2008)



PROFILE QUESTION

STATE RESPONSE:

Number of AIDS Cases: 68 inmates
 Number of Inmates Tested for HIV Antibodies 39,976 inmates

Testing of Inmates By Category:

Admission YES
 Random YES
 Incident YES
 High Risk Group YES

Systems Frequency of Testing: Admission, Exit, Exposure
 Inmates Testing Positive for HIV Antibodies: 60 inmates

The Missouri Department of Corrections does not segregate or isolate HIV-infected inmates.

Number of known Hepatitis C Cases: 3,196 inmates
 Number of Inmates being treated for Hepatitis C: 63 inmates

Testing of Inmates By Category:

Admission No
 Random No
 Incident YES
 High Risk Group YES

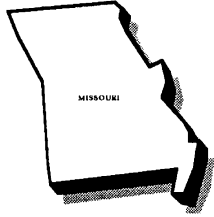
Systems Frequency of Testing: High-Risk Behavior, Exposure

The Missouri Department of Corrections does not segregate or isolate Hepatitis C inmates.
 Education and counseling are provided on intake and request.

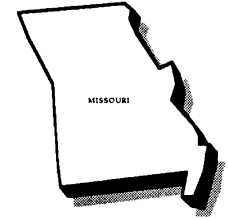
MISSOURI

STATE CORRECTIONS PROFILE

COURT ORDER REQUIREMENTS



The Missouri Department of Corrections is not currently under federal or state court orders. Missouri was under Federal order between 1983 and 1992 and has not been under a state court order within the last fifteen years.



STATE INITIATIVES

Elderly or Infirm Inmates

In general, Missouri has its elderly inmates mainstreamed in the regular population. The Department of Corrections operates one 30-bed housing area where inmates of this type live together, but they continue to participate in most general activities. Medical services are contracted on a per diem basis for the entire population, so no specific medical costs are experienced. There is also no specific funding or legislation that addresses the elderly inmates. Missouri allows inmates with serious medical problems to be considered for parole.

Prison Based Substance Abuse Treatment Programs

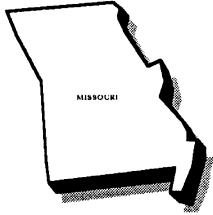
- *Boonville Treatment Center - 60 beds, 120 days of treatment
- *Cremer Therapeutic Community Center - 180 beds, 120 days of treatment
- *Farmington Treatment Center - 259 beds, 120 day program; 65 beds, 6 months; 30 beds, 12 months
- *Fulton Reception and Diagnostic Center - 30 beds for 30 day program and 10 beds for 120 day program
- *Women's Eastern Treatment Center - 1) Short-term program for 84 days of treatment with 60 beds, 2) Offenders Under Treatment Program has 15 beds for a 6 month program, 3) Long-term program has 75 beds for 12 months, 4) Another Short-term Program has 150 beds for 120 days
- *Western Regional Treatment Center - 1) 275 beds for 120 day program and 2) 45 beds for 6 month program
- *Western Reception, Diagnostic and Correctional Center - 135 beds for a 6 month program, 140 beds for a 120 day program, and 50 beds for a partial day program for parole violators, which lasts 10 1/2 weeks.
- *Maryville Treatment Center - 445 beds for a 6 month program and 80 beds for a long term 12 month program.
- *Ozark Correctional Drug Treatment Program - 650 beds, 12 month program

Program costs for contracted programs range from \$6.05 to \$49.23. Cost does not include the basic cost of incarceration. A substance abuse assessment service cost between \$40.00 and \$49.23. Other treatment services cost between \$6.05 and \$13.18 per offender, whereas substance abuse and TC services per offender are \$7.03.

MISSOURI

STATE CORRECTIONS PROFILE

STATE INITIATIVES (continued)



Pre-release/Post-Release ("Reentry") Programs

In September 2005, the Governor signed an Executive Order ordering and directing the Department of Corrections to lead a permanent interagency steering team for the Missouri Reentry Process. As a result eight state agencies and representatives from the community have partnered to strengthen the reentry process.

According to the Federal Bureau of Justice Statistics, Missouri is the only state in the country with a decreasing prison population for the third semiannual count in a row. Missouri's prison population has decreased 2.9% in FY 2006, 2.1% in calendar year 2006, and 0.7% in FY 2007, while the overall U.S. prison population continued to increase over the last three reporting periods.

The following reentry programs are offered to offenders incarcerated in Missouri prisons:

Employability/ Life Skills

Building Strong Families

Pathway to Change

Substance Abuse Education

Faith-Based Awareness

Division of Workforce Development Resource Linkage and Informational Meetings

Department of Social Services Informational Meetings

MISSOURI