




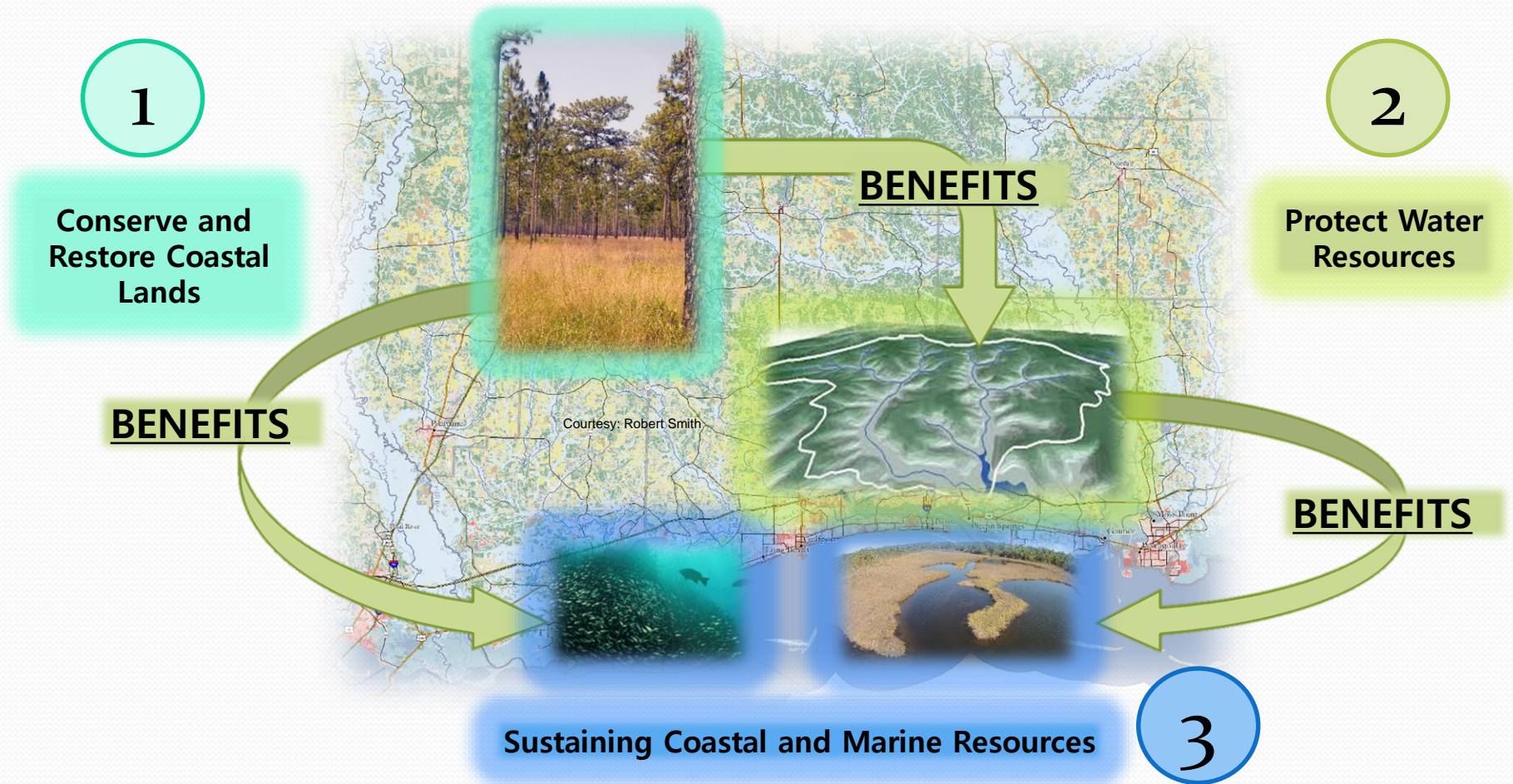
Status of Restoration in Mississippi

71st Annual Meeting of the Southern Legislative
Conference of the the Council of State Governments



Deepwater Horizon Oil Spill

- 11 deaths
- 134 million gallons of oil released
- > 1,300 miles of shoreline oiled
- 12.7 million feet of boom (distance from LA to NYC)
- > 43,300 sq mi. - cumulative surface oiling (size of Virginia)
- Height of response (July 2010) - 45,000 people
- Three Responsible Parties: 1) BP 2) Transocean and 3) Anadarko





Funding Streams For Restoration

NRDA (Natural Resource Damages)

NFWF (National Fish and Wildlife Federation – court appointed Trustee for Criminal Penalty)

Restore Act (80 % of Clean Water Act Civil Penalty)



Where are we now?

TOTAL FOR MISSISSIPPI
\$2.17 BILLION

FUNDS PREVIOUSLY ALLOCATED

\$659,000,000

NRDA Early Restoration	\$112.557 Million
RESTORE Act	\$106 Million
NFWF	\$356 Million
Initial Response	\$85.58 Million

NEW FUNDS UNDER CONSENT DECREE

\$1,515,000,000

Paid over 15 years

NRDA	\$183 Million
RESTORE Act	\$582 Million
Economic Damages	\$750 Million

NRDA - Overview

NRDA can be split into two parts:

Part 1: Early Restoration

\$112,000,000

Part 2: Long-Term Restoration

\$183,000,000

Paid over 15 years

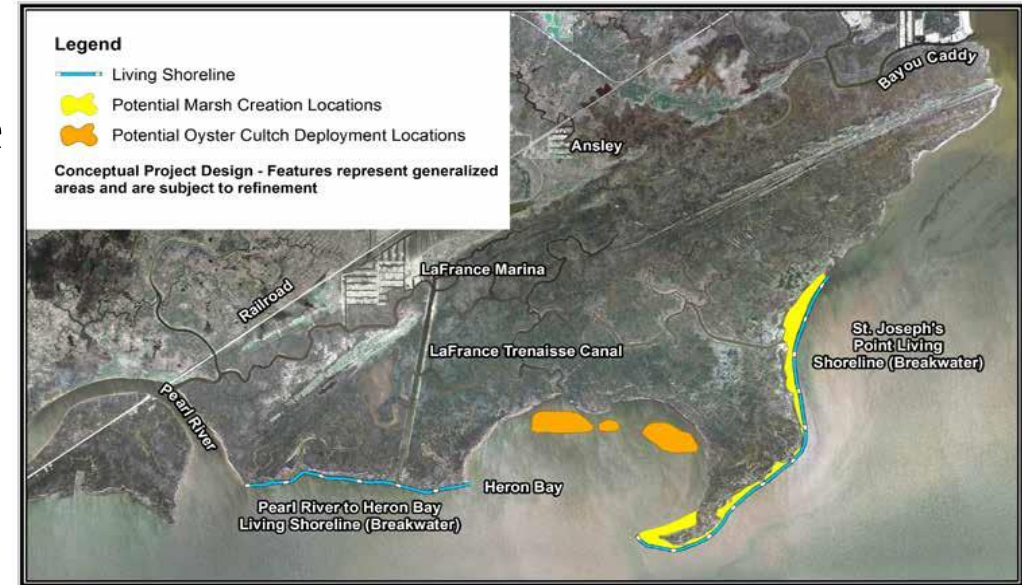
Funds Currently Obligated For NRDA Projects

\$133,500,000

NRDA Mississippi Early Restoration

NRDA

- Hancock County Marsh Living Shoreline
 - \$50,000,000
 - Six miles of living Shoreline
 - 46 acres of marsh creation
 - 46 acres of oyster reef



NRDA Mississippi Early Restoration

NRDA

- INFINITY Science Center
 - \$10,400,000
 - Increased access to coastal habitats, wildlife viewing areas and educational features



NFWF (National Fish & Wildlife Federation)

NFWF

Funding:

- \$356.16 million from criminal penalties:
 - April 2013 \$22.12 million
 - February 2014 \$49.42 million
 - February 2015 \$47.46 million
 - February 2016 \$42.00 million
 - February 2017 \$70.00 million
 - February 2018 \$125.16 million
- Approximately \$98 million allocated for current projects



Relevant Stats:

- Approx. \$98 million allocated to projects from total of \$356 million paid over 5 years
- Round Island Project (\$24 million project --- with \$12 million leveraged)

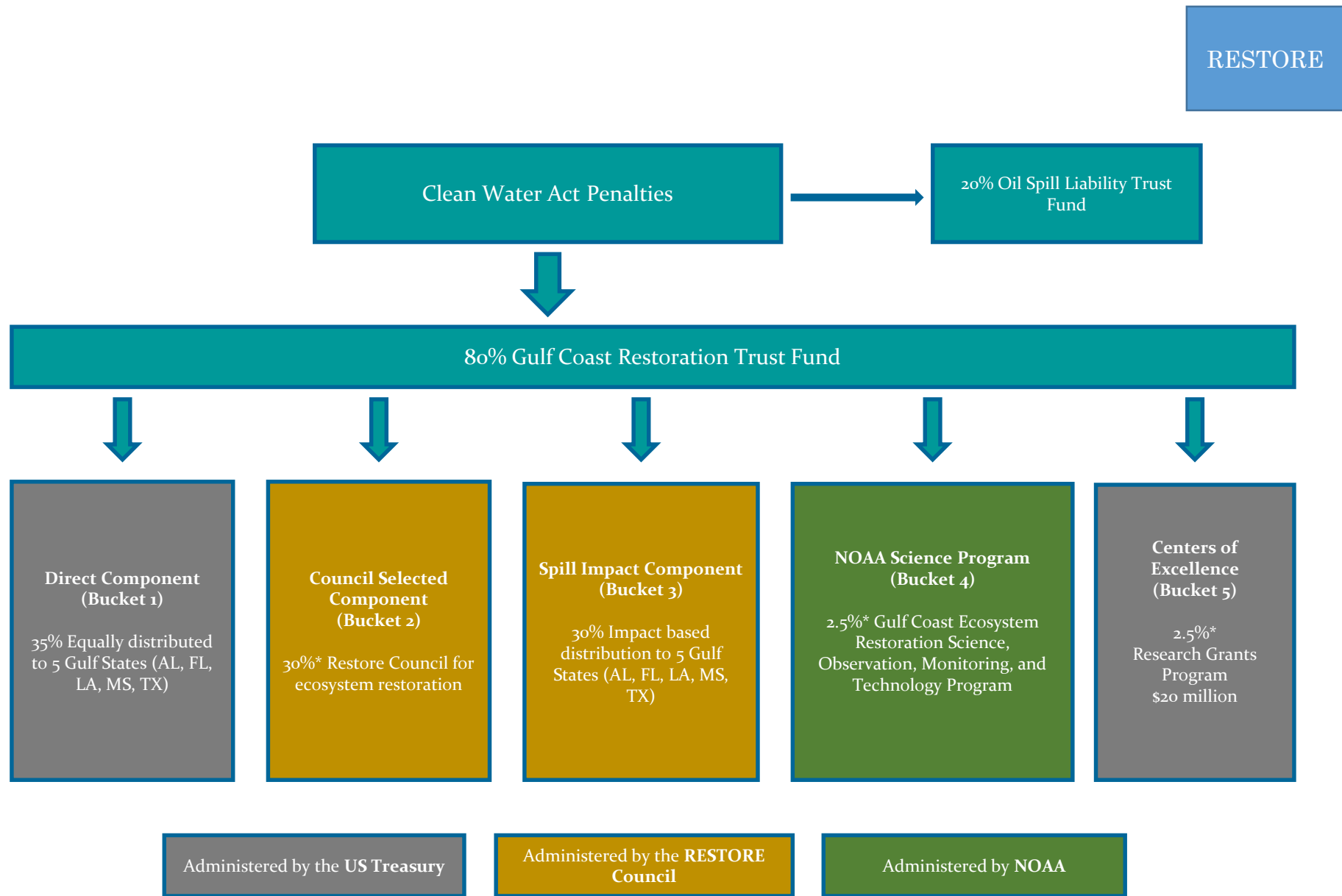
Creation of 220 acre island – approx. 180 acres to become marsh

3.3 million cubic yards of material captured from dredging Port of Pascagoula west channel



NFWF – Round Island Construction





What can be Funded in Bucket 1?

RESTORE

Only bucket available to fund strictly economic and workforce development projects

Environmental
(Eco-Restoration,
Research and Education)



All things habitat
Restoration and
conservation

Infrastructure
(Infrastructure)



Any infrastructure
that benefits the Gulf
Economy

Economy
(Small business,
Tourism, Workforce, Economic
Development, Seafood)



Any Workforce and Economic
Development that will benefit the
Gulf Economy including
marketing, tourism, and seafood

Bucket 1

- Total Funds available \$371 million (BP portion paid over 15 years - \$308 million)
- \$81 million currently allocated to projects

Projects:

• Stennis International Airport Hangar	\$ 2,000,000
• Port Bienville Transloading Terminal Facility	\$ 8,000,000
• Improved Fiber Optic Infrastructure	\$ 5,000,000
• Mississippi Aquarium	\$17,000,000
• Jackson County Corridor Connector Road	\$10,200,000
• Work Ready Community Program	\$ 4,000,000
• Accreditation Support for William Carey Pharmacy School	\$ 1,000,000
• Off-Bottom Aquaculture Program	\$ 1,000,000
• Strategic Stream Restoration	\$ 5,000,000
• Water Quality Improvement Program	\$ 11,000,000
• Oyster Hatchery	\$ 7,700,000
• NOARC	\$ 2,750,000
• Salvation Army Center of Hope	\$ 1,320,000
• Mississippi Coast Coliseum and Convention Center`	\$ 3,520,000
• North Rail Connector Study	\$ 550,000

Bucket 2 – Council Ecosystem

- ±\$1.3 billion total gulf-wide paid over 15 years with settlement
- Competitive among all state and federal trustees
- Eco-restoration
- Council has to approve projects through Funded Priorities List (FPL)
- \$20 million in first round for Mississippi:
 - Land Conservation (~\$15.5 million)
 - Education and Outreach of the benefits of Land Conservation (~\$750,000)
 - The Mississippi Sound Estuarine Program (~\$2.2 million)
 - Enhancing Beneficial Opportunities for Use of Dredge Sediments (~\$2.2 million)



Bucket 3 – Oil Spill Impact Component

RESTORE

Administered by the
RESTORE Council

Formula:

- 40% based on miles of oiled shoreline
- 40% based on inverse proportion of average distance from the drilling unit to the nearest and farthest point of oiled shoreline for each State
- 20% based on average population from 2010 Census of coastal counties
- Mississippi will receive 19.07% of funds allocated under the Spill Impact Component.



Gulf Coast Ecosystem
Restoration Council

Bucket 3 – Oil Spill Impact Component

RESTORE

Administered by the
RESTORE Council

Relevant Stats:

- \$304 million total from all responsible parties
- \$251 million – over 15 yrs with settlement
- \$51 million currently obligated for projects
- Managed by RESTORE Council and not Treasury
- Primarily Eco-restoration ---- established Mississippi Gulf Coast Stormwater and Water Quality Improvement Program



Gulf Coast Ecosystem
Restoration Council

Bucket 5 – Center of Excellence

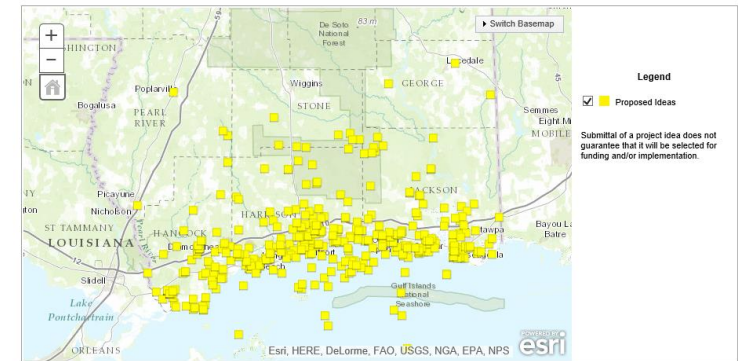
- Approximately \$26 million
- Mississippi's Center of Excellence is MBRACE (Mississippi Based RESTORE Act Center of Excellence)
- Consortium of Jackson State University, Mississippi State University, University of Mississippi, and University of Southern Mississippi
- Focused on science-related to restoration

Economic Damages

- Mississippi Budget Contingency Fund
- Appropriated by Mississippi Legislature –*not MDEQ*
- \$750 million total – over 17 years
 - \$150 million July 2016
 - No payments in 2017 & 2018
 - \$40 million a year – 2019-2033

RESTORE.MS Portal

- Reminder all projects considered for any funding comes from the Portal
- Story Map
- Restoration Summit – Each November



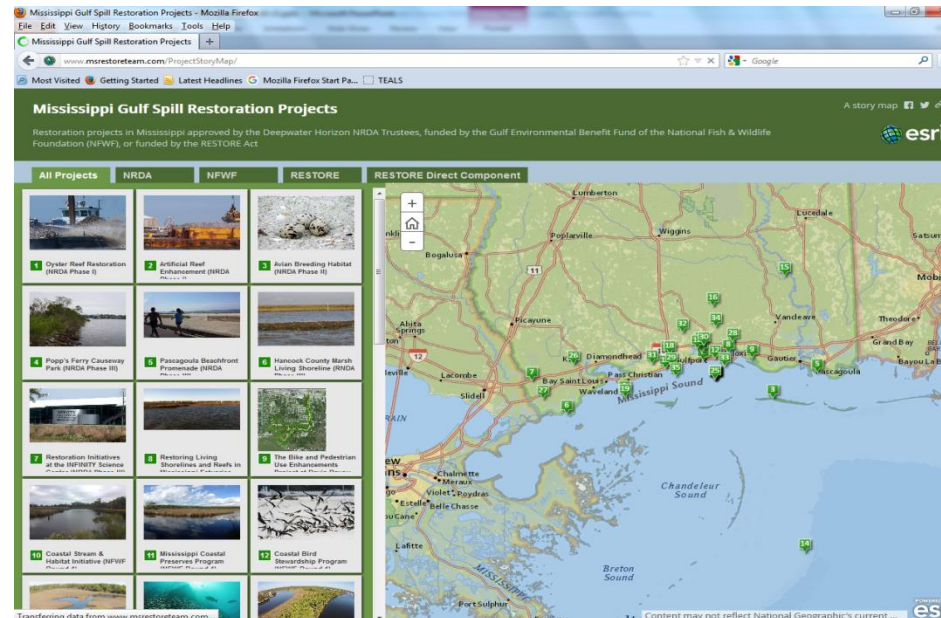
Search Clear

Enter a search term to search project names and descriptions. Hover over the results list to view term context.

Show on Map	Project Name	Project ID	County Name
<input type="checkbox"/>	Linear Park on Beach Boulevard	47	Harrison
<input checked="" type="checkbox"/>	Mississippi Coastal Improvement Process	49	Harrison, Jackson, Hancock
<input checked="" type="checkbox"/>	Graveline Bay Preserve Land Acquisition	52	Jackson
<input checked="" type="checkbox"/>	Seaflood Receiving Processing, and Distribution Dock	53	Jackson
<input checked="" type="checkbox"/>	Wildlife Rehabilitation Center	77	n/a
<input checked="" type="checkbox"/>	Biloxi River	1146	Harrison

[Frequently Asked Questions \(click to expand\)](#)

To submit questions or concerns, please email info@restore.ms.





Contact Information:

Gary Rikard, Executive Director

grikard@mdeq.ms.gov

Chris Wells, Chief of Staff/Interim
Director of Oil Spill Restoration

cwells@mdeq.ms.us