

The Center for

**RURAL**

A L A B A M A

*Connecting Ideas With Opportunities*

For today's news see  
[www.dtnprogressivefarmer.com](http://www.dtnprogressivefarmer.com)

YOUR FARM • YOUR LAND • YOUR LIFE

# The PROGRESSIVE FARMER

See  
our special  
**cattlelink**  
section inside

PASTURES

**Know  
When To  
Spray**

TECHNOLOGY

**Why Farm  
Country  
Has Fallen  
Behind**

## EARLY BEGINNINGS

As teenagers, these  
brothers took on  
farming and risk.

PLUS

**WEED CONTROL  
That's Easy On  
The Environment**

Published By



APRIL  
2010









# Southern Mantra

- Cheap Labor
- Cheap Land
- Low Taxes



# Rural Schools

- Class of 67
- 18 went to college
- 4 returned



County A 1950 County B

Population

49,046

39,528

High school grads

1,705

2,195

College grads

425

540

County A 1950 County B

Manufacturing labor

9.8%

49.6%

Total employment

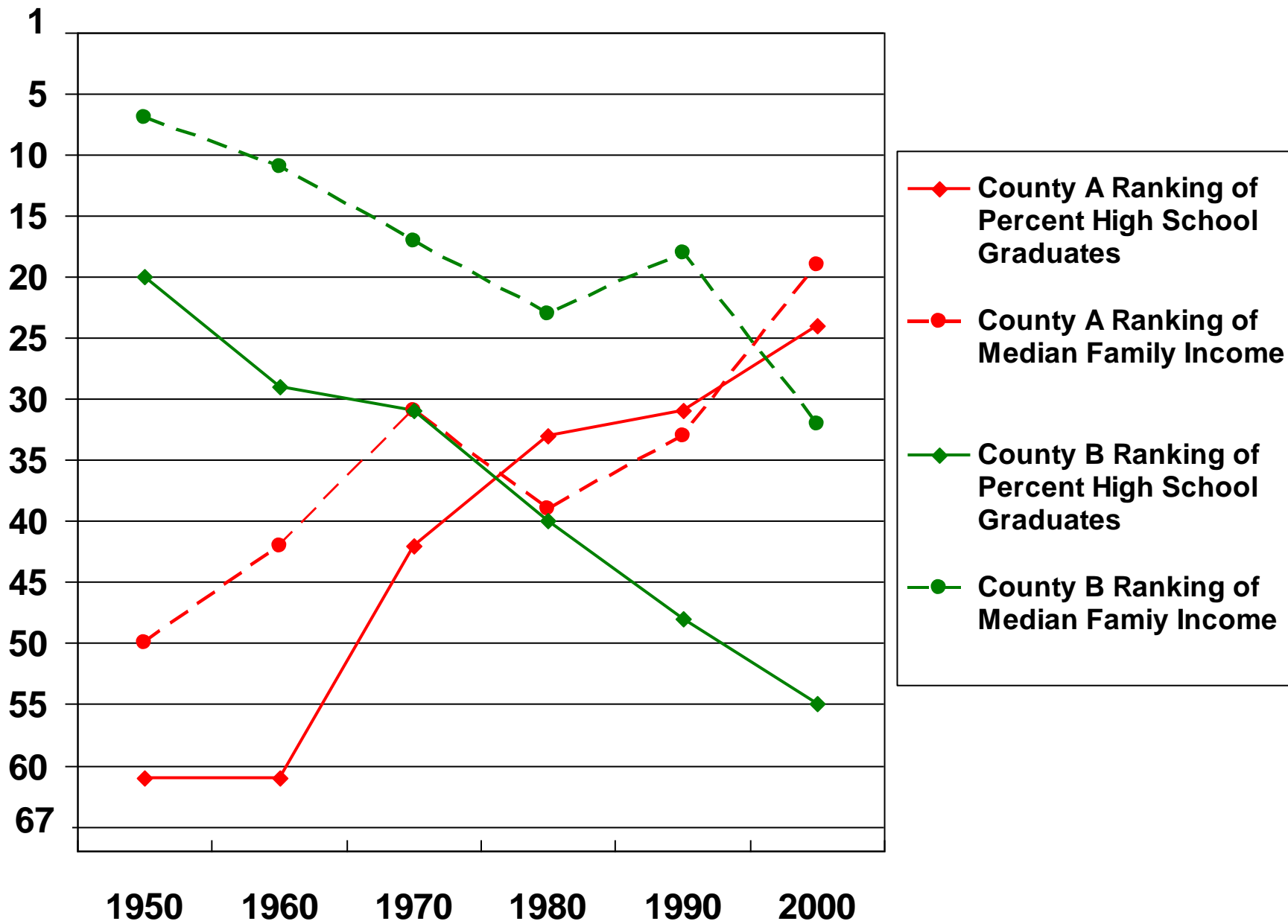
15,581

15,902

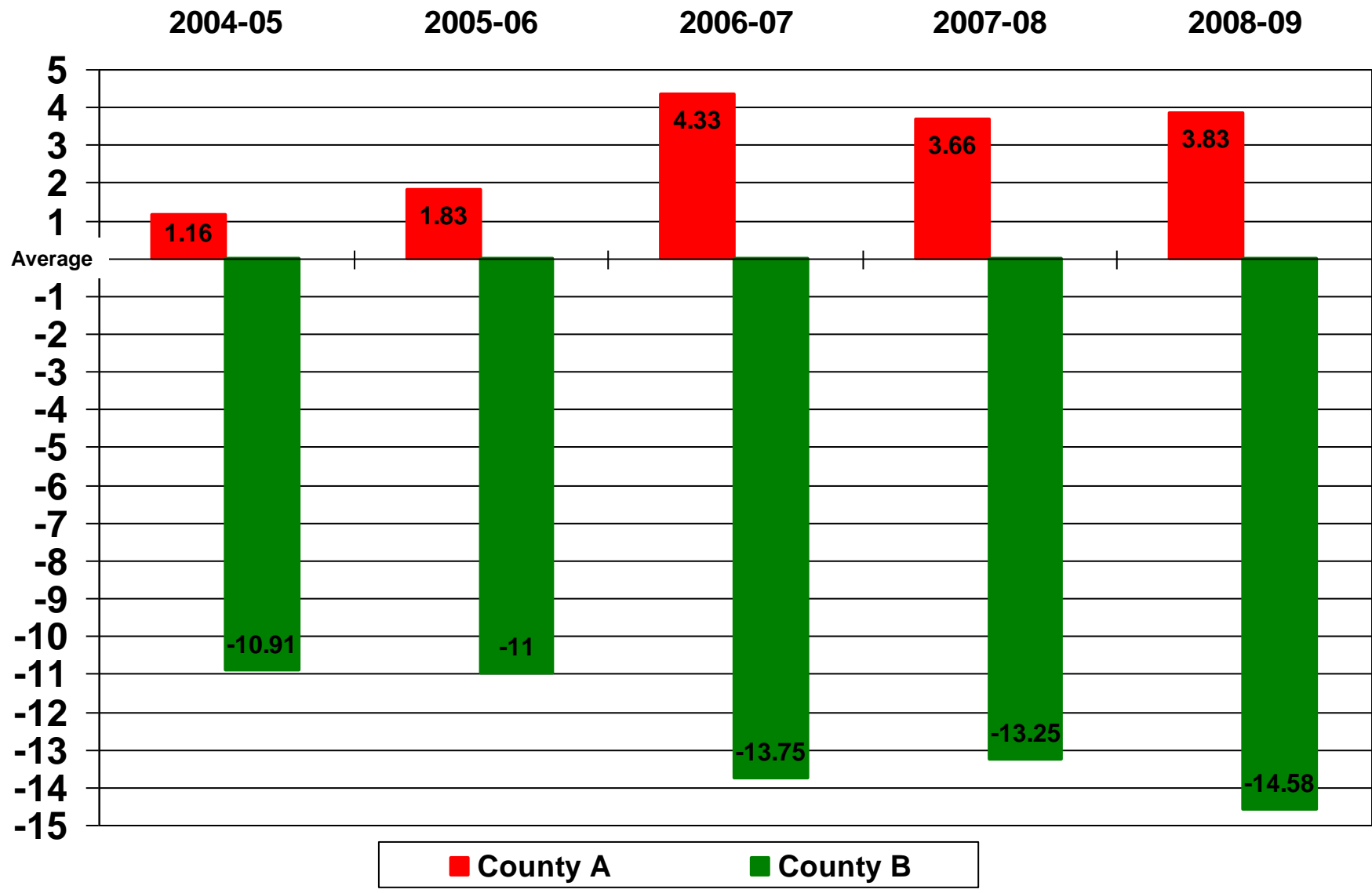
Acres cropland

169,547

53,659



# County School System Average for all Students, Level IV, Reading and Math, Grades 3 – 8, compared to State Average



County A 2000 County B

Population

+57%

-7%

High school grads

+2038%

+616%

College grads

+1349%

+333%



Rural Alabama has  
25,000 businesses

96% have 49 or fewer  
employees

Rural LF 6,600

Metro LF 90,000

1 rural equals 13.6  
metro

50 equals 680

# Lesson No. 1

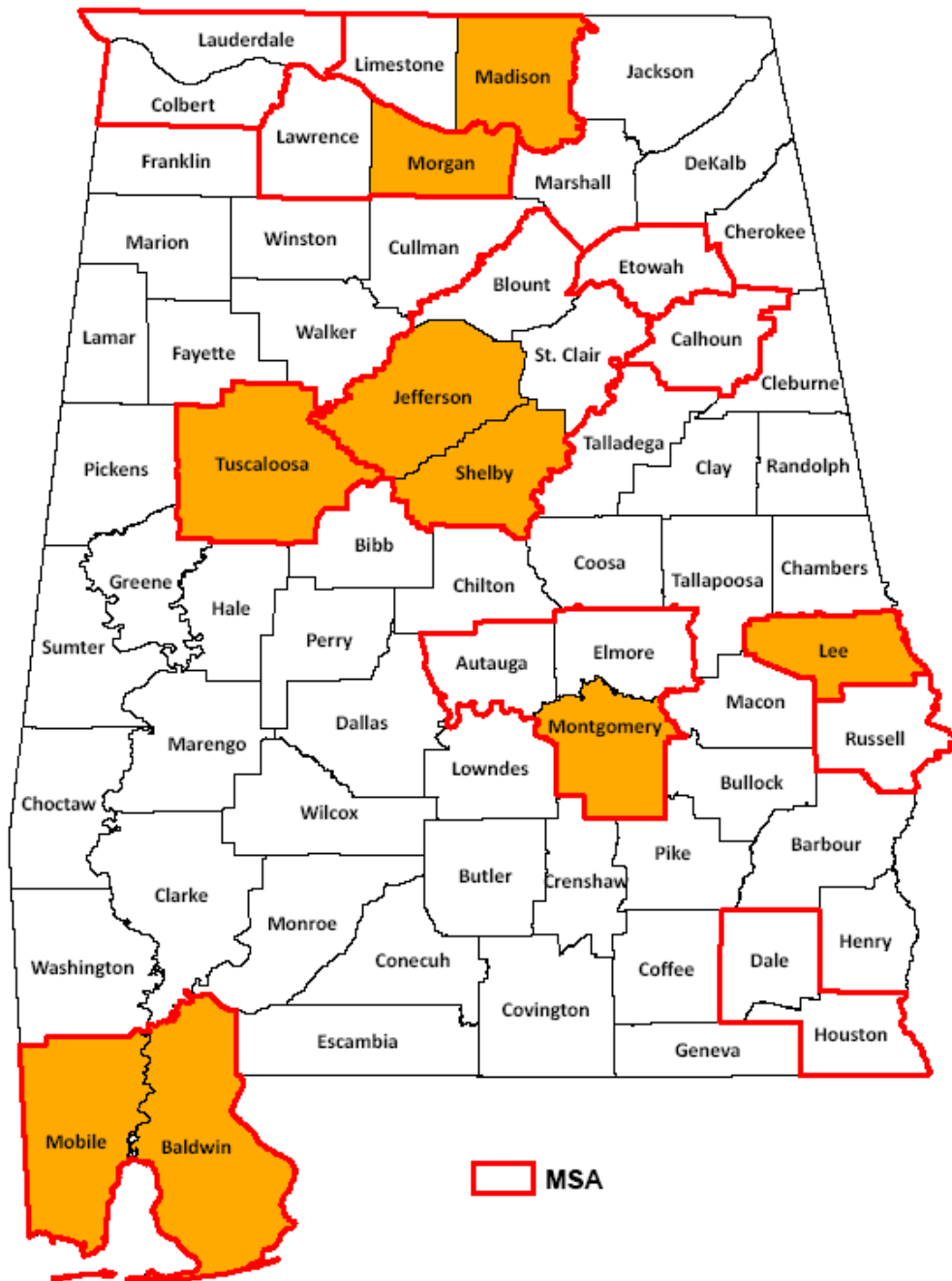
Whatever we've called  
“rural development”  
has failed miserably

# Lesson No. 2

The rural South many  
of us once knew is  
gone

# Lesson No. 3

We must check our  
guns at the door and  
look for new friends



**50 Percent of  
Alabama  
Population  
In 2005**

**Source:  
U.S. Census  
Bureau**



Mike Cortez Inside the Auburn Tigers

