

# **Southern Legislative Conference**

**Human Services and Public Safety Committee**  
**August 17, 2009**

Evelyn M. Foust, CPM, MPH

North Carolina Communicable Disease Branch

# Overall Health

- The ten states with the lowest ranking in overall health by the United Health Foundation were all in the South (2006)
  - Overall health: 14 out of 20 (70%) with the lowest rankings were in the South
  - Lack of health insurance: 10 out of 20 (50%) were in the South
  - Premature death: 14 out of 22 (64%) were in the South
  - Infectious disease: 10 out of 20 (50%) were in the South
  - Children in poverty: 12 out of 22 (55%) were in the South

# Overall Health Ranking, 2008

Rank	State
50	Louisiana
49	Mississippi
48	South Carolina
47	Tennessee
46	Texas
45	Florida
43	Oklahoma
43	Arkansas
42	Nevada
41	Georgia

Rank	State
40	Alabama
39	West Virginia
38	Missouri
37	Kentucky
36	North Carolina
35	Delaware
34	Indiana
33	Arizona
32	Ohio
31	Illinois

\*\* DC data not available

# Lack of Health Insurance, 2008

Rank	State
50	Texas
49	New Mexico
48	Florida
47	Louisiana
46	Mississippi
45	Arizona
43	California
43	Nevada
42	Oklahoma
41	Georgia

Rank	State
40	Arkansas
38	Alaska
38	Oregon
37	North Carolina
36	Colorado
35	Montana
34	South Carolina
33	New Jersey
32	Utah
31	Idaho

\*\* DC data not available

# 2009 Prevention and Care Priorities

Testimony Submitted by:

Heather Hauck, MSW, LICSW

Director

AIDS Administration

, Maryland Department of Health and Mental Hygiene

and Chair-Elect, National Alliance of State and Territorial AIDS Directors

Presented to the House Appropriations Subcommittee on Labor, Health and Human Services, and Education

On the Fiscal Year 2010 budget including:

Centers for Disease Control and Prevention's HIV/AIDS, Viral Hepatitis and STD prevention programs and 317 Vaccine Program;

Health Resources and Services Administration's Ryan White Program Part B; and the multi-agency Minority AIDS Initiative

Wednesday, March 18, 2009, 2:00 p.m.

## EXCERPTS:

### Need for Federal Funding

“States across the country are facing significant budget deficits. The Center for Budget and Policy Priorities has said that 46 states are currently facing budget shortfalls and that 26 states have made or are proposing cuts to their public health programs. NASTAD surveyed state AIDS programs and found that over half of the 36 states responding have received cuts in their state funding for their programs.”

### HIV/AIDS Care and Treatment Programs

“People living with HIV need access to trained HIV clinicians, life-saving and life-extending therapies, and a full range of support services to live as healthy a life as possible and to ensure adherence to complicated treatment regimens. All states are reporting to NASTAD that they are seeing a significant increase in the number of individuals seeking Part B Base and ADAP services – for some states it's a doubling of new clients per month from the previous year. This is due to a number of factors including, increased testing efforts and unemployment.”

### HIV/AIDS Prevention and Surveillance Programs

“The nation's prevention efforts must match our commitment to the care and treatment of infected individuals. State and local public health departments know what to do to prevent new infections, they just need the resources. First and foremost we must address the devastating impact on racial and ethnic minority communities.”

# AIDS in the South

- Southern states represent 37% of the U.S. population, but account for 40% of the persons living with AIDS and 46% of the new AIDS cases in 2007
- Of the 20 states that had the highest rates of persons living with AIDS in 2007, 11 (55%) are in the South
- Of the 20 states that had the highest AIDS case rates in 2007, 11 (55%) are in the South
- Of the 20 metropolitan areas that had the highest AIDS case rates in 2007, 14 (70%) are in the South
  - Of the top 10 metropolitan areas that had the highest AIDS case rates in 2007, 8 (80%) are in the South

# AIDS in the South

- The South has the highest number of adults/adolescents living with AIDS in the U.S.
- The number of persons living with AIDS has increased from 1993 to 2006 at a greater rate in the South than in the other regions of the U.S.
- In 2006, the Southern states had the highest AIDS rate among adults and adolescents in nonmetropolitan areas with <50,000 residents and in metropolitan areas with >500,000 residents. The South had the second highest AIDS rate in cities with 50,000 to 499,999 residents.

# Deaths Among Persons with AIDS

- From 2003 to 2007, deaths decreased in all regions of the U.S. but the South had the smallest percent decrease
  - Northeast: ↓ 30.6%
  - Midwest: ↓ 19.5%
  - **South: ↓ 8.5%**
  - West: ↓ 17.1%

**Table 24. Primary and secondary syphilis —  
Reported cases and rates by state, ranked by rates: United States, 2007**

Rank*	State	Cases	Rate per 100,000 Population
1	Louisiana	533	12.4
2	Alabama	380	8.3
3	Georgia	680	7.3
4	Maryland	345	6.1
5	Tennessee	367	6.1
6	California	2,038	5.6
7	New York	1,068	5.5
8	Florida	913	5
9	Texas	1,160	4.9
10	Arizona	296	4.8

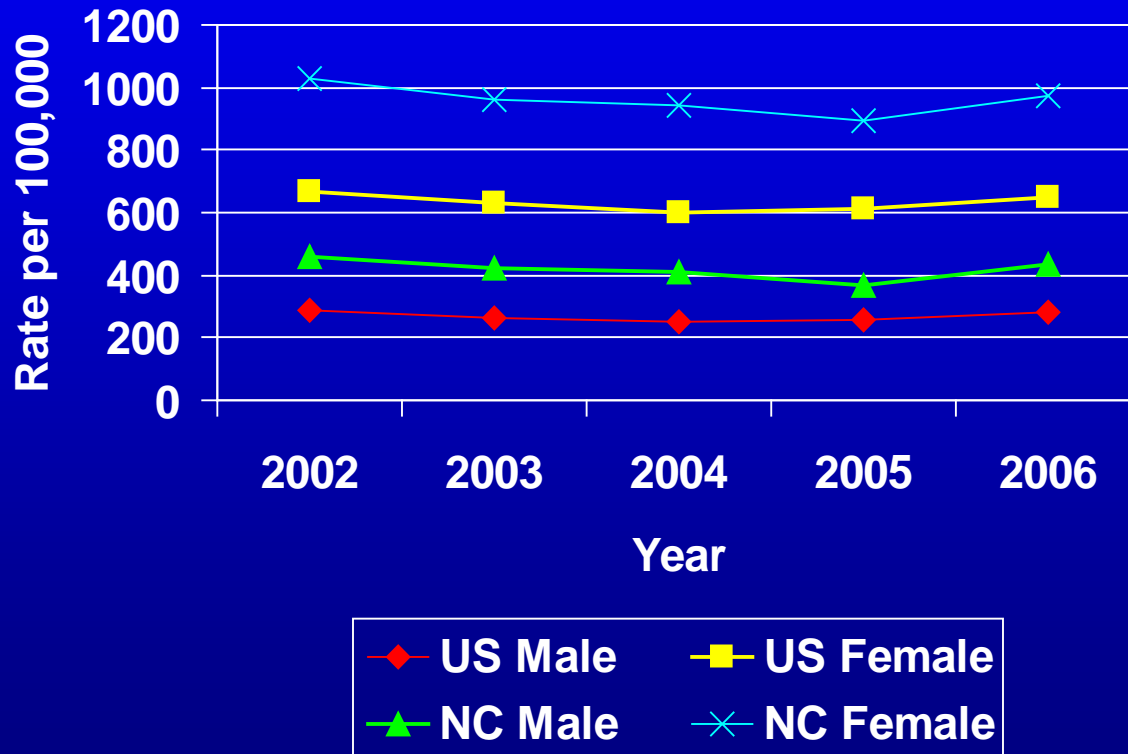
**Table 12. Gonorrhea —  
Reported cases and rates by state, ranked by rates: United States, 2007**

Rank*	State	Cases	Rate per 100,000 Population
1	Mississippi	8,314	285.7
2	Louisiana	11,137	259.7
3	South Carolina	10,326	239
4	Alabama	10,885	236.7
5	Georgia	17,835	190.5
6	North Carolina	16,666	188.2
7	Ohio	21,066	183.5
8	Missouri	9,876	169
9	Illinois	20,813	162.2
10	Tennessee	9,564	158.4

Table 2. Chlamydia —  
 Reported cases and rates by state, ranked by rates: United States, 2007

Rank*	State	Cases	Rate per 100,000 Population
1	Mississippi	21,686	745.1
2	Alaska	4,911	732.9
3	South Carolina	26,431	611.7
4	Alabama	25,153	546.9
5	New Mexico	9,460	484
6	Georgia	42,913	458.3
7	Louisiana	19,362	451.6
8	Tennessee	26,866	444.9
9	Hawaii	5,659	440.2
10	Illinois	55,470	432.3

# Comparison of gonorrhea rates between US and NC by gender among adolescents aged 15-19



Sample Best Practices/Strategies:

# To Learn More About The South Visit:

Southern AIDS Coalition at:

*[www.southernaidscoalition.org](http://www.southernaidscoalition.org)*

Southern AIDS Living Quilt at:

*[www.livingquilt.org](http://www.livingquilt.org)*

HIV Atlas

*[www.maphiv.org](http://www.maphiv.org)*





- Home
- Travel the Atlas
- Media & Resources

### What they are saying

"The Atlas gives elected officials, advocates and

## Welcome to the National HIV/AIDS Atlas

The National HIV/AIDS Atlas provides a powerful new tool to the public, health care professionals, policy makers and elected officials to access and map local, state and national data in order to see how HIV/AIDS is

**Click Here for a Video Tour of the National**

# SOUTHERN STATES MANIFESTO: UPDATE 2008

## HIV/AIDS and Sexually Transmitted Disease in the South

Page: 4

“Rising infection rates coupled with inadequate funding, resources, and infrastructures have resulted in a disparate and catastrophic situation in our public health care systems in the South. The impact of HIV/AIDS on population that also disproportionately reflect vast poverty and inadequate support continues to fuel the challenges of 1) reducing new infections; 2) identifying infections as early as possible; and 3) providing adequate care, treatment and housing”

# Statistics for North Carolina

Approximately 33,000 North Carolinians living with HIV disease.

North Carolina averages 1,800 new reported cases of HIV each year.

Approximately 30% of the new cases being reported are people who are in the late stages of AIDS.

African Americans continue to be disproportionately affected by HIV disease.

Latinos are the fastest growing population in North Carolina. They make up approximately 6% of the total population and they comprise 8% of all new HIV/AIDS cases reported.

# **HIV and STDs in North Carolina**

## **Federal Funding**

### **(As of August 1, 2009)**

- **Federal HIV Prevention grants from the CDC: \$5.7 million**
- **Federal HIV Surveillance grant from the CDC: \$1 million**
- **Federal STD Prevention grant from the CDC: \$3 million**
- **Federal Ryan White HIV/AIDS Care grant from HRSA : \$35 million (24 million is for ADAP)**
- **Federal Housing Opportunities for People Living with AIDS (HOPWA) grant from HUD: \$2.3 million**
- **Federal HIV Prevention Funds from the Substance Abuse Prevention and Treatment Block Grant (SAPTBG): \$843,000**
- **Private receipts from the Kate B. Reynolds Charitable Foundation: \$500,000 (ends 12/31/10)**

# North Carolinians in Care Ryan White/ADAP

**Ryan White Medical Case management – 7,155 individuals being served through this program.**

**ADAP – 5,443 individuals being served through the state's AIDS Drug Assistance Program.**

# HIV and STDs in North Carolina

## State Funding

(As of August 1, 2009)

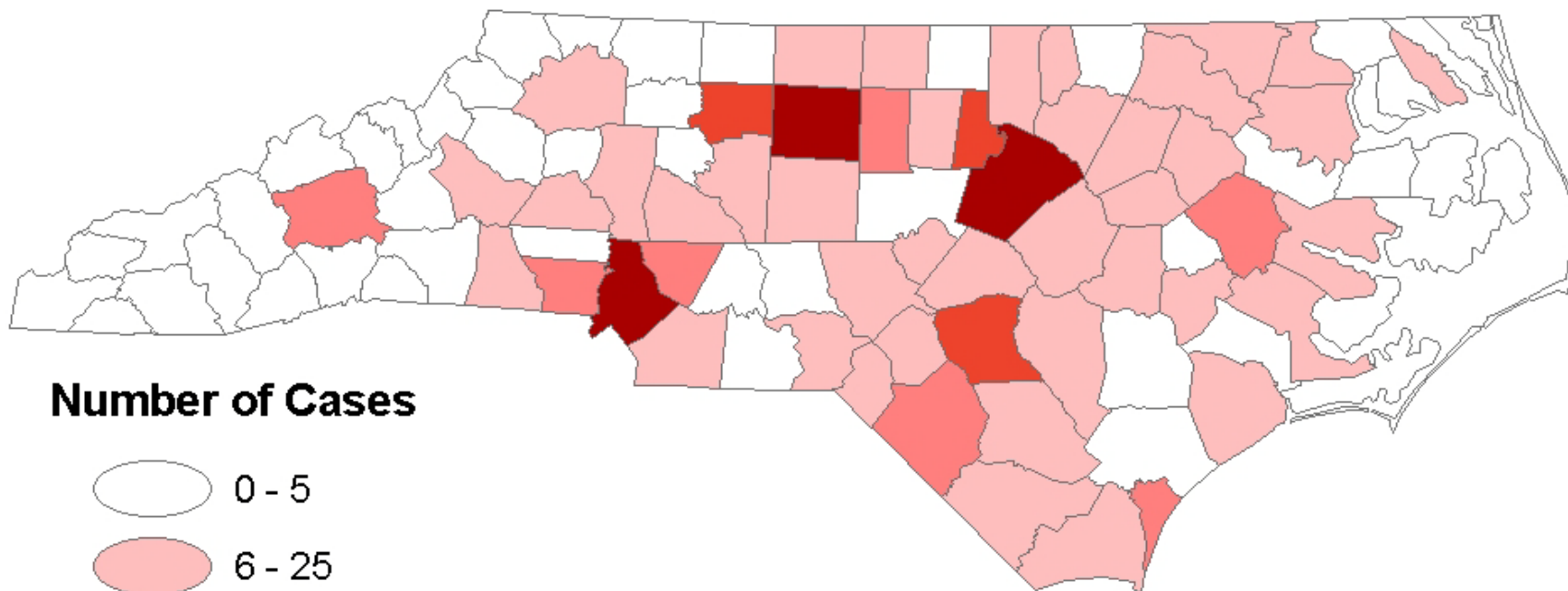
**Thanks to the State Legislators, \$2 million dollars was added to the HIV budget in 2007. This represents a significant increase in funding to North Carolina's HIV program.**

- **State HIV Prevention: \$3.4 million**

- **State STD Prevention: \$750,000**

- **State AIDS Drug Assistance Program (ADAP): \$11 million (new budget reduced this program by \$3 million for SFY 10 and 11)**

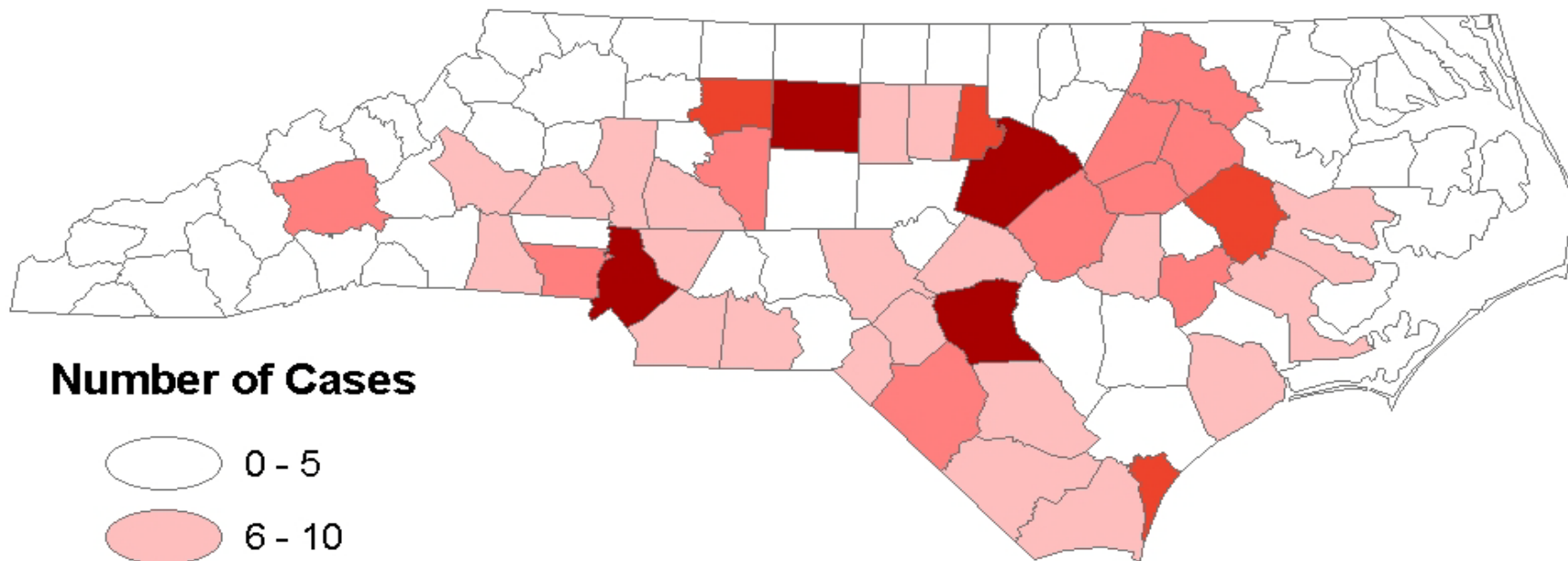
## North Carolina HIV Disease Cases, 2008 By Year Of Diagnosis



### Number of Cases



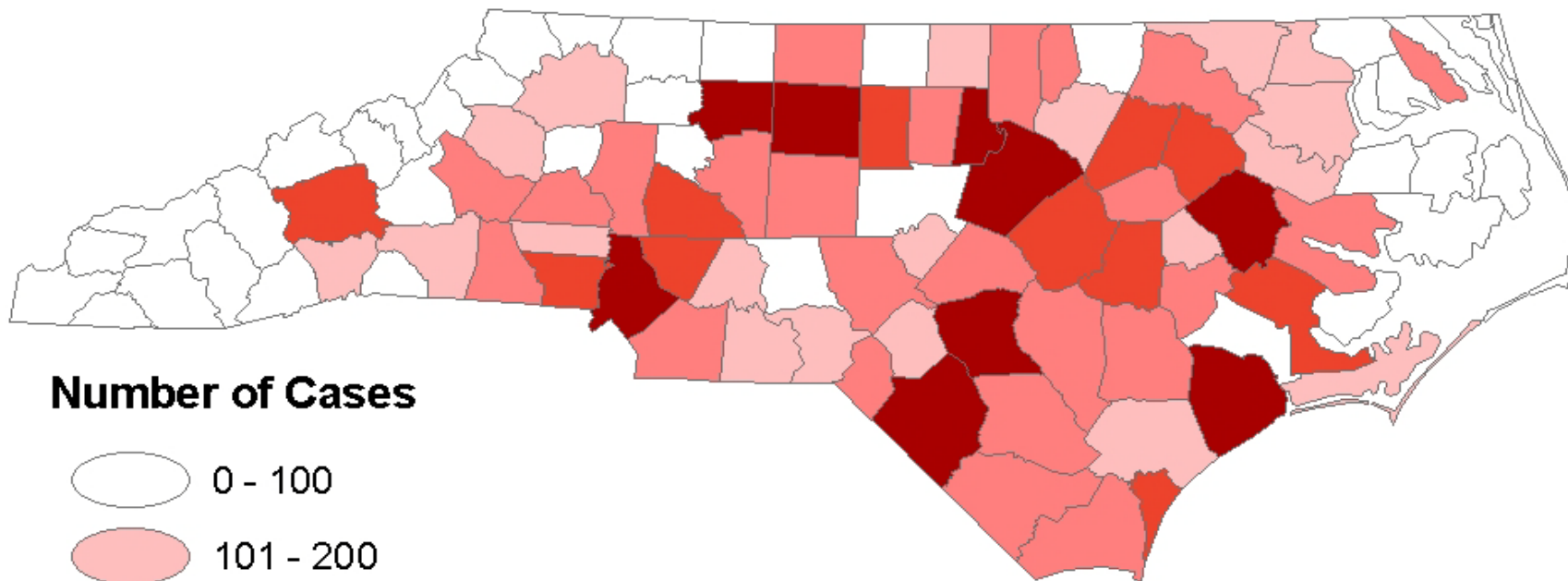
## North Carolina AIDS Cases, 2008 By Year Of Diagnosis



### Number of Cases



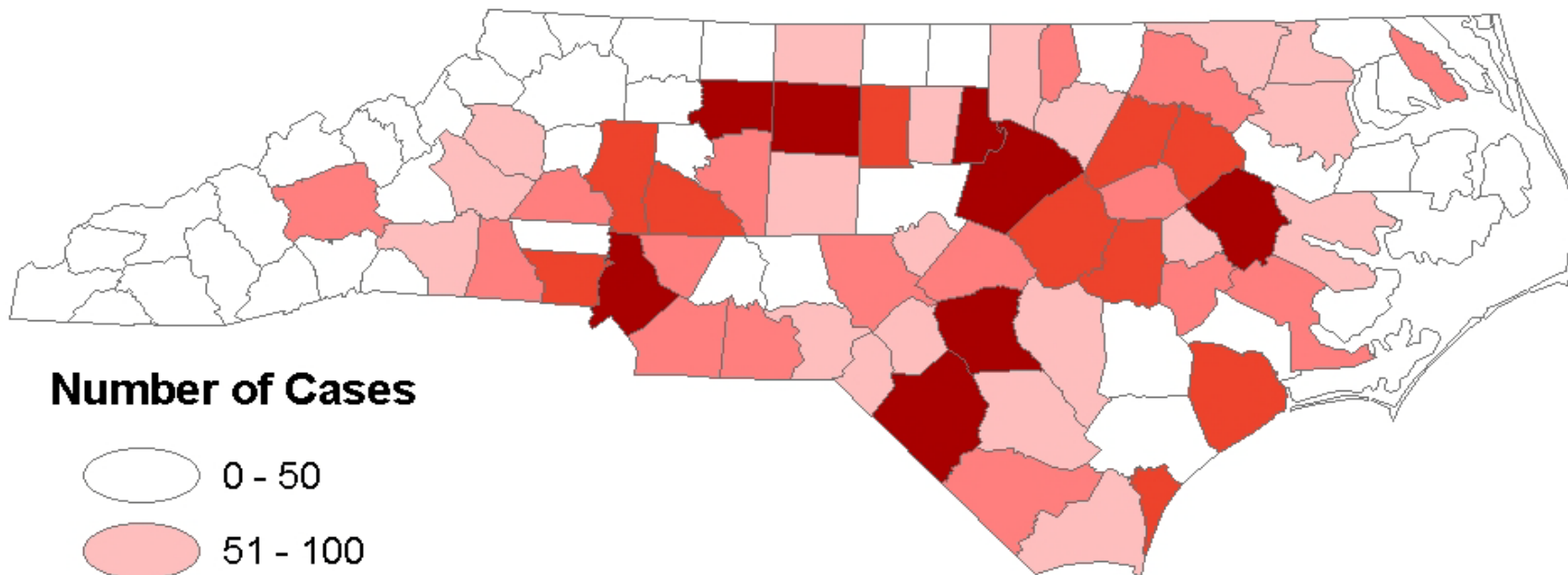
## North Carolina Chlamydia Cases, 2008




### Number of Cases



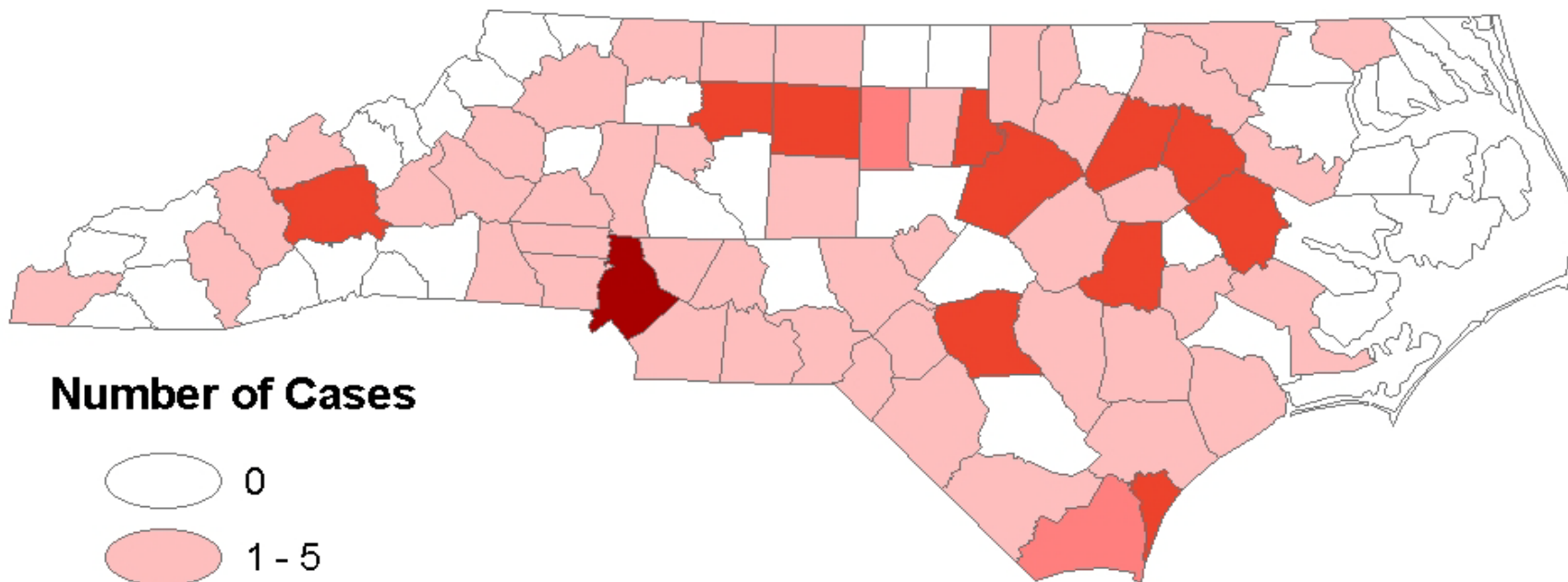
## North Carolina Gonorrhea Cases, 2008



### Number of Cases



## North Carolina Early Syphilis Cases, 2008



### Number of Cases

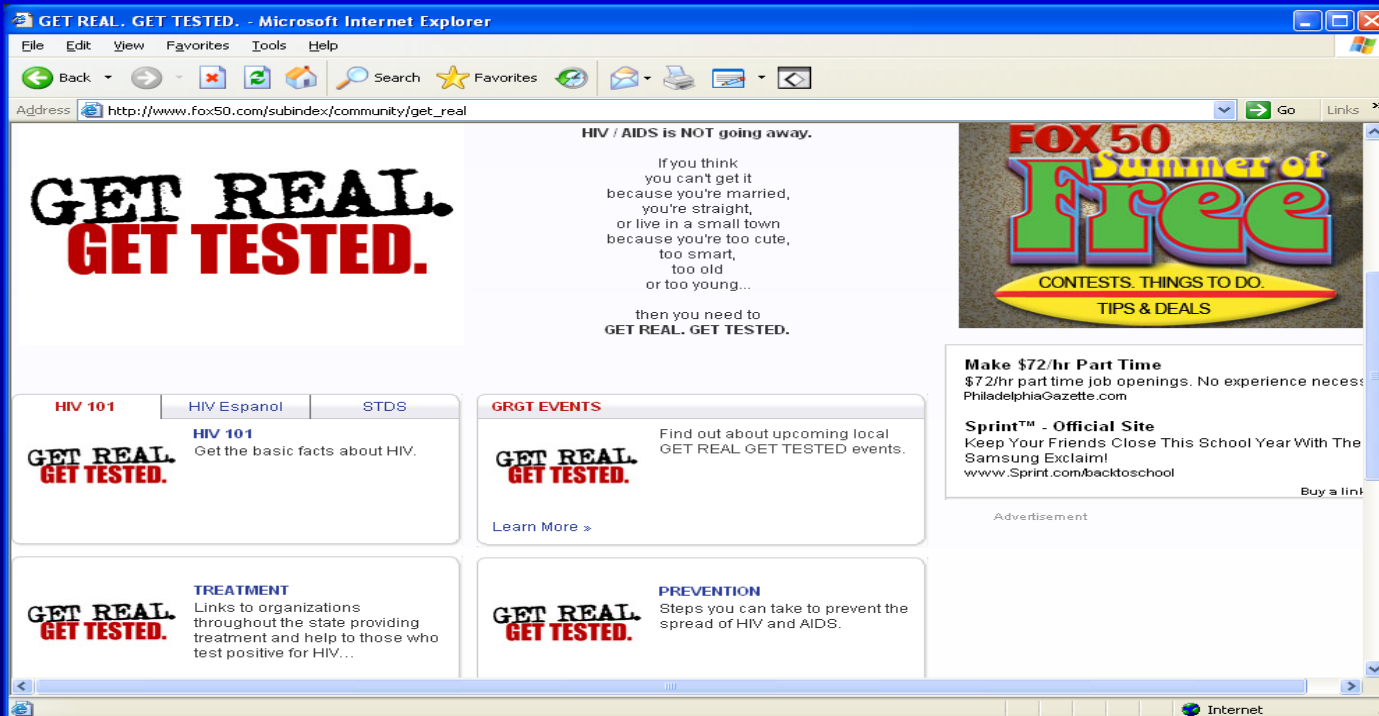


# Results from the “Get Real Get Tested” campaign 2006 - 2008

- From 2006 to 2008, HIV tests processed by the State Public Health Lab increased by 48% in North Carolina. This is an increase of 70,000 tests – (144,000 in 2006 to 214,000 in 2008).
- In 2007, there were 7,422 rapid HIV tests administered at non-traditional testing sites (NTS) in North Carolina with 71 people testing positive for HIV.
- In 2008, there were over 13,000 rapid HIV tests administered at non traditional test sites and jails in North Carolina with 165 people testing positive for HIV.
- Over 3,000 people were tested during 2006-2008 Get Real, Get Tested door to door community testing events.
- Targeted campaign conducted in 19 locales across North Carolina.
- During the door to door community testing events, we identified 33 people who tested positive for the HIV-1 antibody and 29 people who were positive for syphilis.

# GET REAL. GET TESTED.

Holly Watkins  
Campaign Coordinator  
919-715-0136



**GET REAL. GET TESTED.**

HIV / AIDS is NOT going away.

If you think you can't get it because you're married, you're straight, or live in a small town because you're too cute, too smart, too old or too young...

then you need to **GET REAL. GET TESTED.**

**FOX 50 Summer of Free**  
CONTESTS. THINGS TO DO.  
TIPS & DEALS

**Make \$72/hr Part Time**  
\$72/hr part time job openings. No experience necessary.  
PhiladelphiaGazette.com

**Sprint™ - Official Site**  
Keep Your Friends Close This School Year With The Samsung Exclaim!  
www.Sprint.com/backtoschool

**HIV 101** | HIV Espanol | STDS

**HIV 101**  
Get the basic facts about HIV.

**GRGT EVENTS**  
Find out about upcoming local GET REAL GET TESTED events.  
Learn More >

**TREATMENT**  
Links to organizations throughout the state providing treatment and help to those who test positive for HIV...

**PREVENTION**  
Steps you can take to prevent the spread of HIV and AIDS.

# Jail Screening

- Funding
  - Initially supported with CDC-DSTD (SE) funds
  - Currently supported with CDC- DHAP (Expanded HIV Testing Grant) funds
- Testing (Jan to Sept 2008)
  - HIV - 8,188 tests/ 73 positives (.89 %)/ 36 new cases
  - Syphilis - 8,791 tests/95 positives (1.08%)
  - GC - 516 tests/6 positive (1.16%)
  - CT - 516 tests/33 positive (6.39%)
  - HCV - 115 tests/7 positive (6.09%)

There are 24 jails in North Carolina that offer HIV testing and counseling to inmates.

# Nontraditional HIV/STD Counseling, Testing and Referral (NTS) Sites

Created to address barriers to HIV/STD testing through collaboration with community based organizations and leaders and through the integration of expanded HIV/STD services outside of the traditional public health setting/hours.

- Funding
  - 44% CDC- DHAP (HIV Prevention Grant) funds
  - 33% State appropriated funds
  - 23% private foundation funds (Kate B. Reynolds Foundation)
- Testing (Jan to Sept 2008)
  - HIV - 13,556 tests/ 165 positives (1.22%) / 88 new cases
  - Syphilis - 10,286 tests/110 positives (1.69%)
  - GC - 1,998 tests/22 positive (1.10%)
  - CT - 1,998 tests/108 positive (5.41%)
  - HCV - 343 tests/3 positive (.87%)

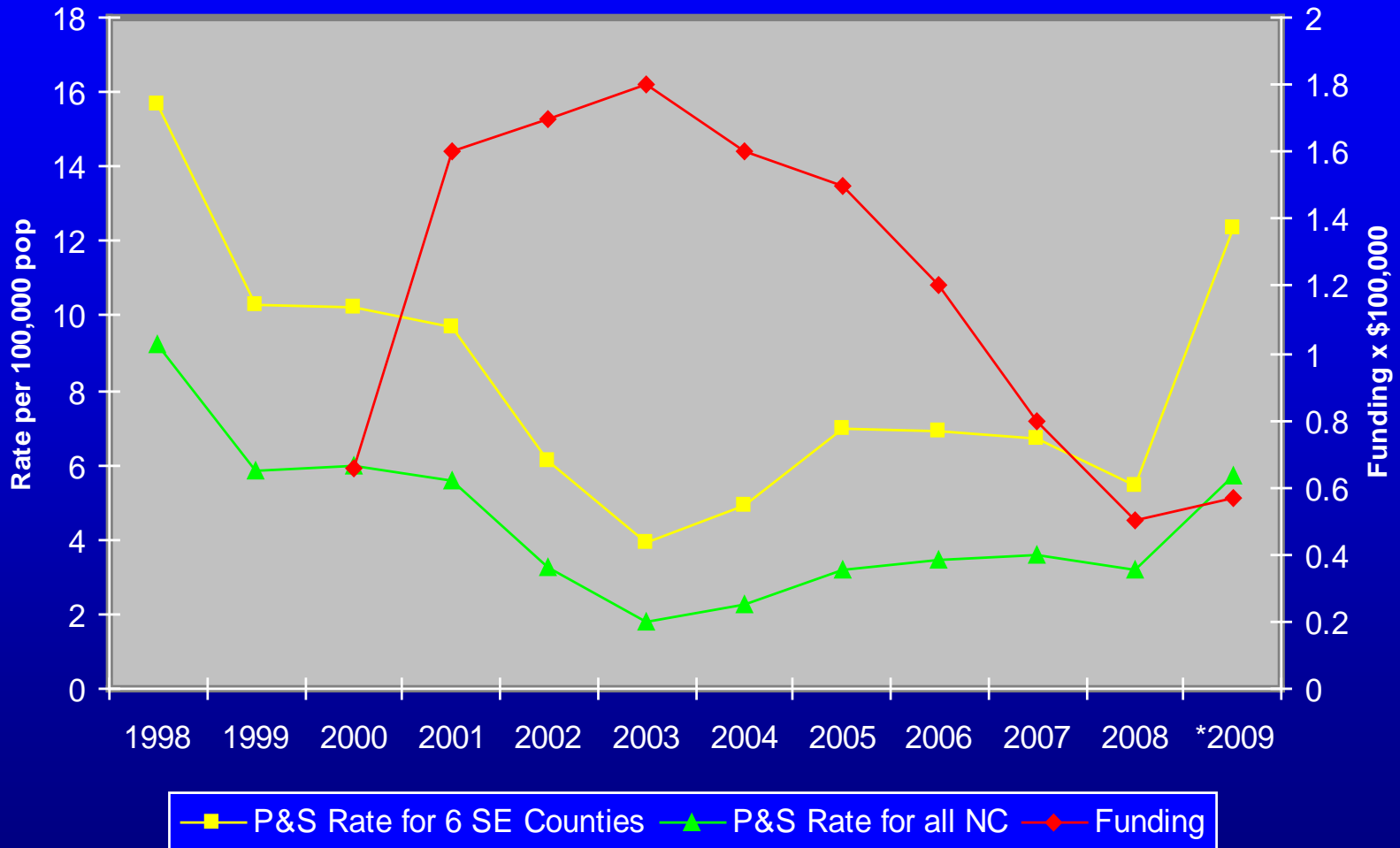
# NC STD/HIV Rule Changes (HIV)

- HIV reporting within 24 hours from 7 days
- Pretest counseling requirement for HIV dropped
- Pregnant women offered HIV testing at 1<sup>st</sup> and 3<sup>rd</sup> trimester
- Mom and baby tested (mandatory test) at delivery if no previous test during pregnancy
- General consent for HIV OK

# HIV/STD Rule Changes (STD)

- PID added as a reportable STD
- Hospitals must determine the syphilis serosatus of mothers prior to discharge of newborns
- Any woman delivering a stillborn infant shall be tested for syphilis
- <http://www.epi.state.nc.us/epi/hiv/>
  - Branch Overview
  - Current Initiatives

## SE County P&S Rates and Funding Levels: 1998-\*2009



\*2009 projected based on 2008 census data

# BEST PRACTICES



# Best Practices

Best Practices is working together to address real problems of real people and being willing to take full responsibility for the results.

